

● Description

WORA06P22LH/B is a 700V, 0.6A solid-state relay that adopts photoelectric isolation and has an isolation voltage up to 4000V. The maximum load current is 0.6A, repetitive peak OFF-state voltage can reach 700V. Mainly used in household appliances (air conditioners, refrigerators, washing machines, microwave ovens, personal bathroom products, etc) and industrial control.



● Features

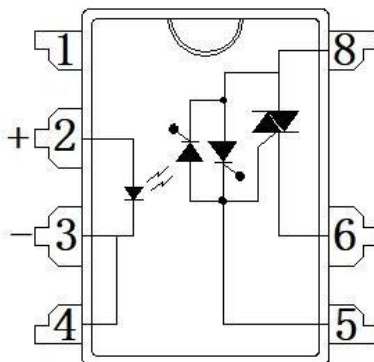
- Random-on
- Photoelectric isolation
- Maximum load current is 0.6A
- Repetitive peak OFF-state voltage 700V
- Maximum isolation voltage is up to 4000V
- UL508 & EN60747
- Package form: DIP7 & SMD7
- HF & Pb free & RoHS



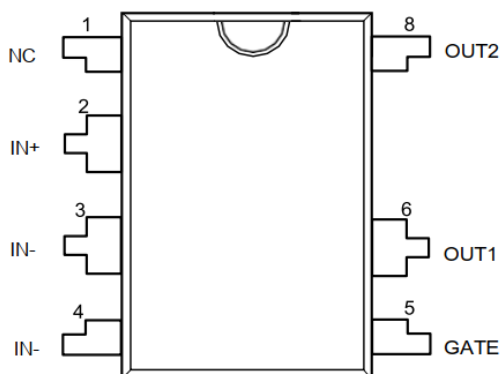
● Applications

- Air conditioners
- Refrigerator Compressors
- Washing Machines
- Microwave ovens
- Personal bathroom products
- Industrial control

● Internal Electrical Schematic



● Module Pin-Out Description



Pin Number	Pin Name	Pin Description
1	NC	Floating
2	IN+	Input diode P terminal
3&4	IN-	Input diode N terminal
5	GATE	Output bidirectional thyristor gate
6	OUT1	Output bidirectional thyristor 1 ends
7	---	---
8	OUT2	Output bidirectional thyristor 2 ends

● Absolute Maximum Ratings (T_J=25℃, Unless otherwise Specified)

Parameter		Symbol	Condition	Min	Type	Max	Unit
Input	Reverse voltage	V _R				6	V
	Forward current	I _F				50	mA
Output	Repetitive peak OFF-state voltage	V _{DRM} /V _{RRM}				700	V
	Rated current (RMS)	I _{T(RMS)}	I _{IN} =10mA			0.6	A
	Peak one cycle surge current	I _{SURGE}	50Hz, 1cycle		6		A
Isolation Voltage*		V _{ISO}	I _{ISO} ≤0.3mA	4000			V
Operating temperature		T _{OPT}		-30		85	℃
Storage temperature		T _{STG}		-40		125	℃

*: RH=40 to 60%, T=20~30℃, AC for 1 minute.

● Electrical Characteristics (T_J=25℃, Unless otherwise Specified)

Parameter		Symbol	Condition	Min	Type	Max	Unit
Input	Forward voltage	V _F	I _F =10mA		1.2	1.3	V
	Reverse current	I _R	V _R =5V			10	μA
	Repetitive peak OFF-state current	I _{DRM}	V _{DRM} =700V			10	μA

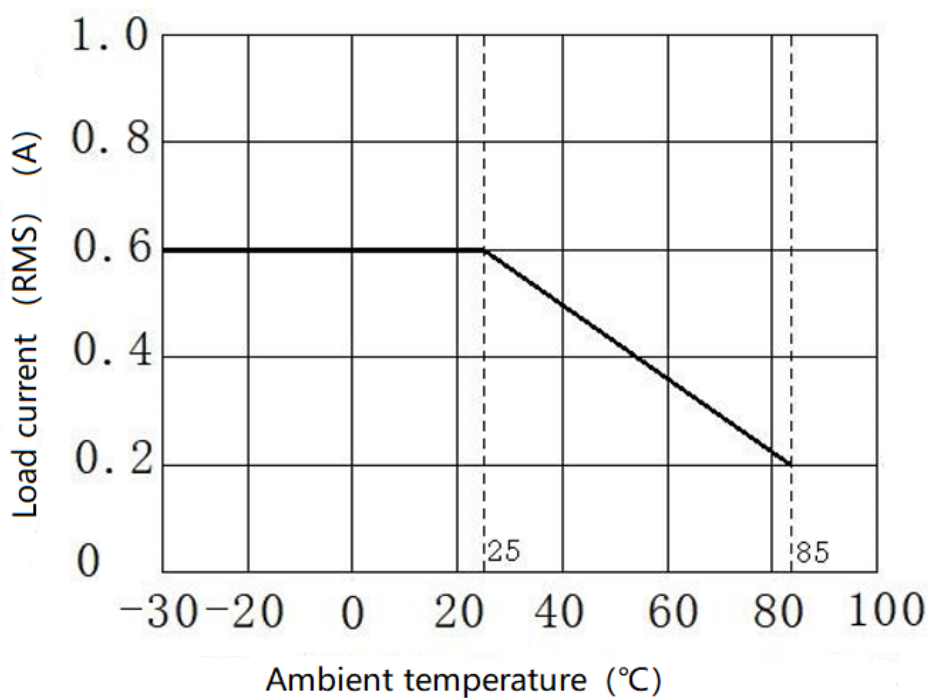
0.6A 700V Single Phase AC Output Solid-state Relay

Output	Repetitive peak OFF-state current	I_{RRM}	$V_{RRM}=700V$			10	uA
	ON-state voltage*	V_T	$I_{IN}=10mA$ $I_L=0.6A$ $V_D=6V$		1.1	1.5	V
	Holding current	I_H				35	mA
	Peak one cycle surge	I_{SURGE}	50Hz, 1 cycle		6		A
	Critical rate of rise of OFF-state voltage	dv/dt	$V_{DRM}=600V \times 1/\sqrt{2}$	200			V/ μs
Transfer characteristics	Minimum trigger current *	I_{FT}			3	8	mA
	Recommended working current	I_{IN}		10		18	mA
	Turn-on time	t_{ON}	$I_{IN}=10mA$, $V_D=6V$ $R_L=100\Omega$		0.01	0.1	mS
	Turn-off time	t_{OFF}				1+1/2 cycle	

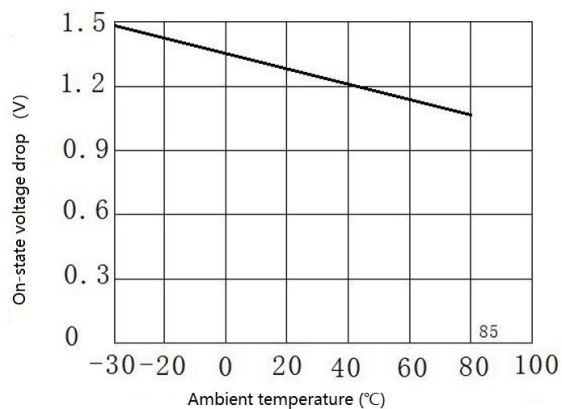
“*” is the key parameter.

● Typical Curves

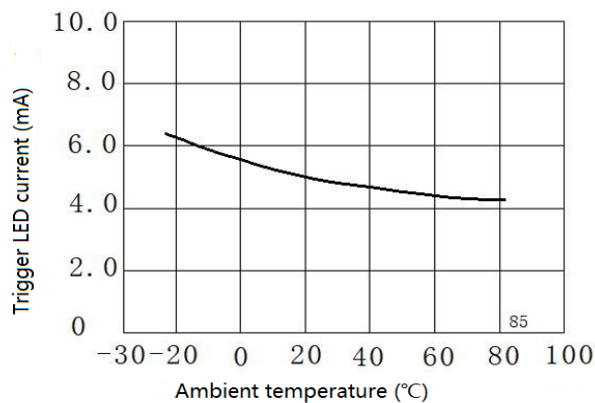
- Load current (RMS) VS Ambient Temperature



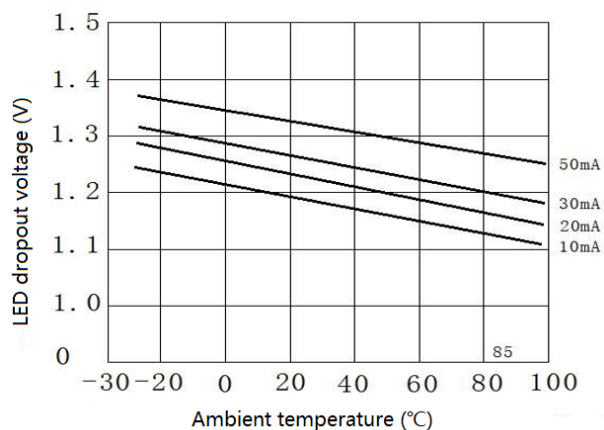
● On-state voltage drop vs Ambient Temperature



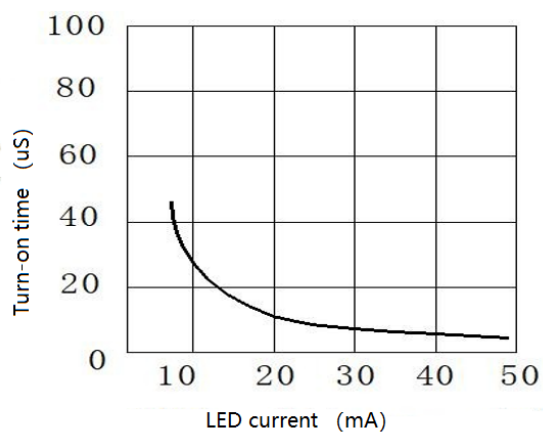
● Trigger LED current vs Ambient Temperature



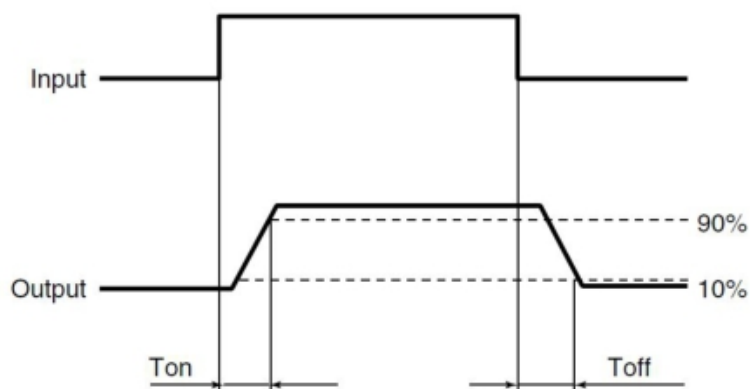
● LED dropout voltage vs Ambient Temperature



● Turn-on time vs LED current

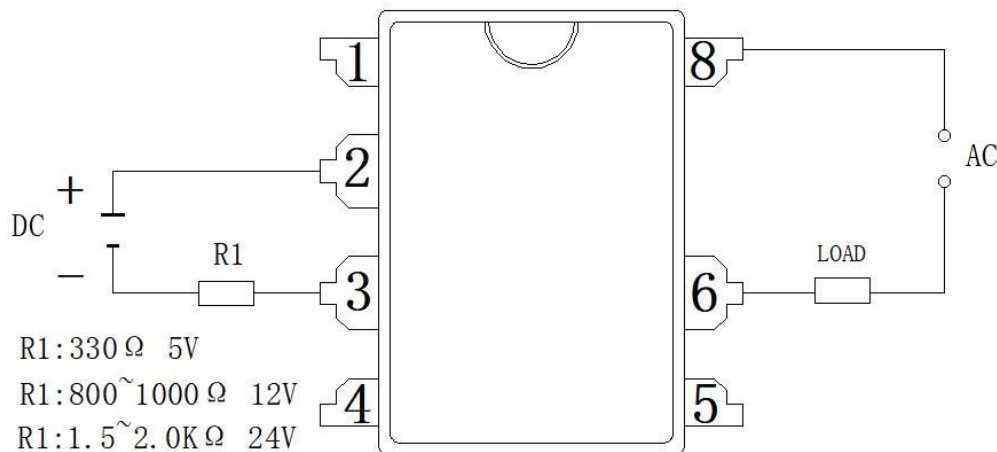


● Turn-on and turn-off time



● Typical Application and Description

● Application circuit



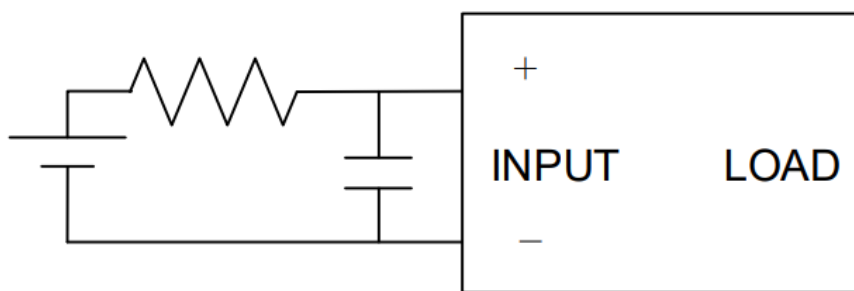
● Application description

Matters needing attention:

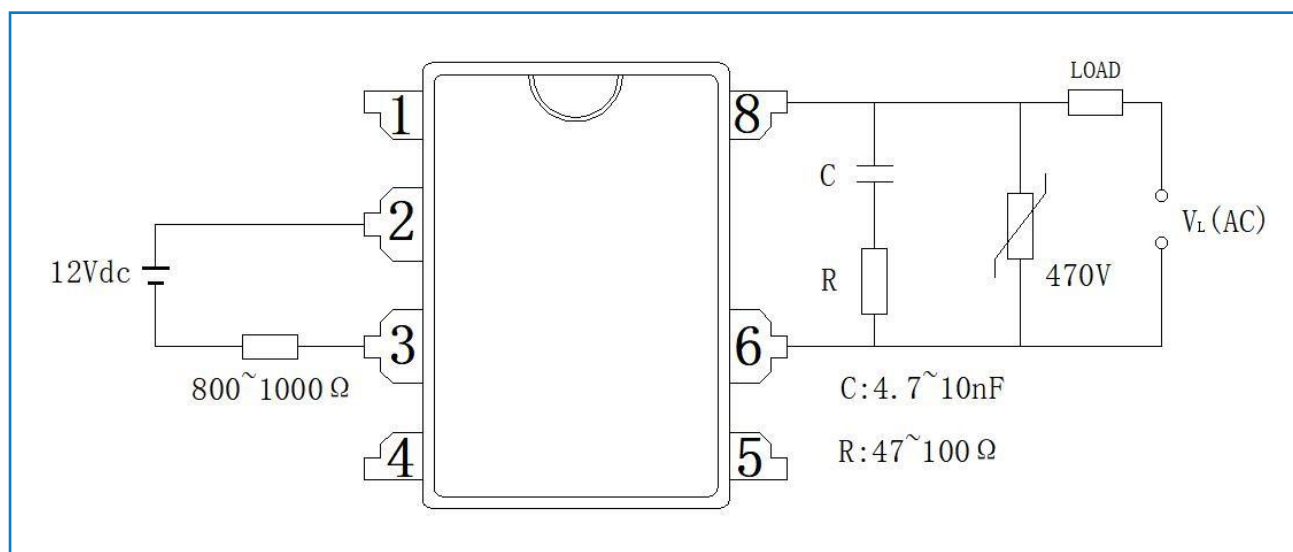
A. When the operating temperature exceeds 25 ° C, the derating curve should be referred to the attached figure;

B. Relay wiring, be sure to ensure that the input polarity is correct, so as not to damage the relay;

C. Because the SSR operation time is very short, the input noise may cause SSR misoperation, so when the input environmental noise is large, the input should be connected to the R/C loop to absorb noise;



D. Recommended to use the circuit, the output peak voltage may cause SSR misoperation, so please add R/C circuit or varistor to absorb the peak voltage at the output end, see the following figure:



● ESD protection measures

A. When using soldering iron, ground the front end of the soldering iron, it is recommended to use a low-voltage soldering iron;

B. The equipment used in assembly should also be correctly grounded.

● Soldering

Flow soldering should be completed at 260°C and within 10s.

Flow soldering should be completed at 350°C and within 5s.

● Order Code

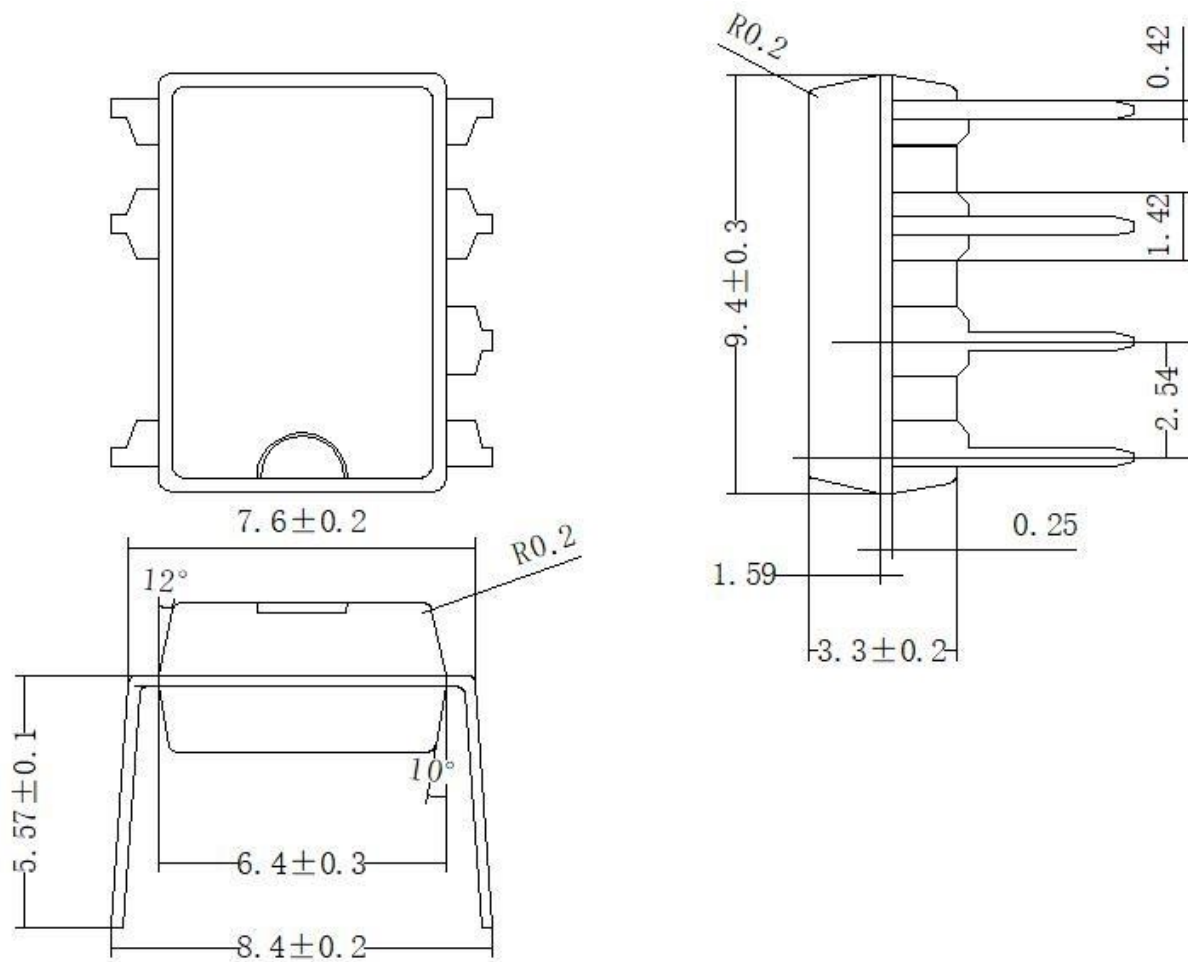
W OR A 06 P 22 LH

① ② ③ ④ ⑤ ⑥ ⑦

- ① Company Code(W: WAYON)
- ② Product Series (OR)
- ③ A:AC OUT
- ④ Load current:0.6A
- ⑤ P: Random-on
- ⑥ Load Voltage:220VAC
- ⑦ Package (LH: DIP7; LB: SMD7)

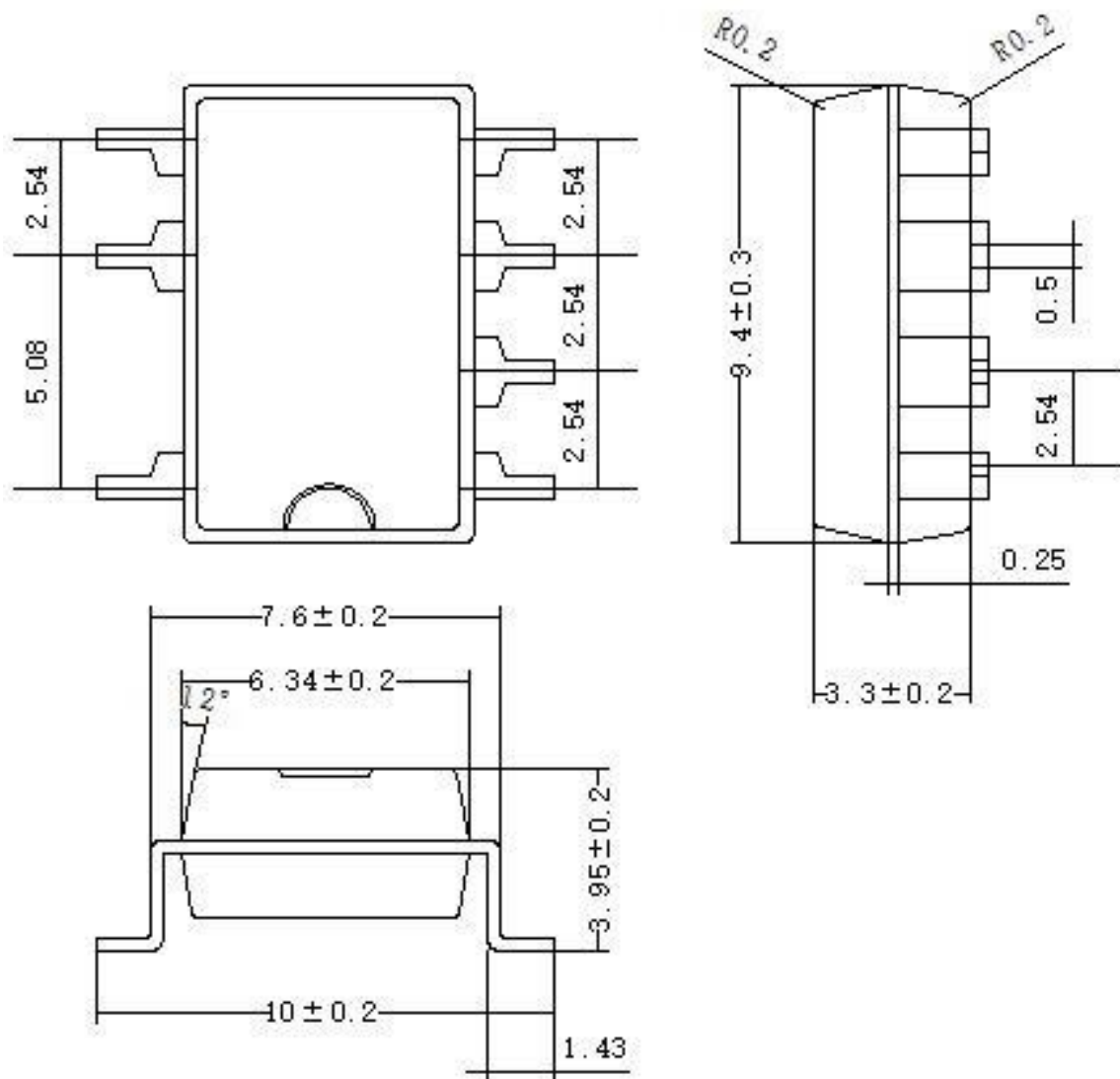
● Mechanical Dimensions (Unit:mm)

- Package DIP7



Note: No tolerance is marked as ± 0.05 mm.

- Package SMD7

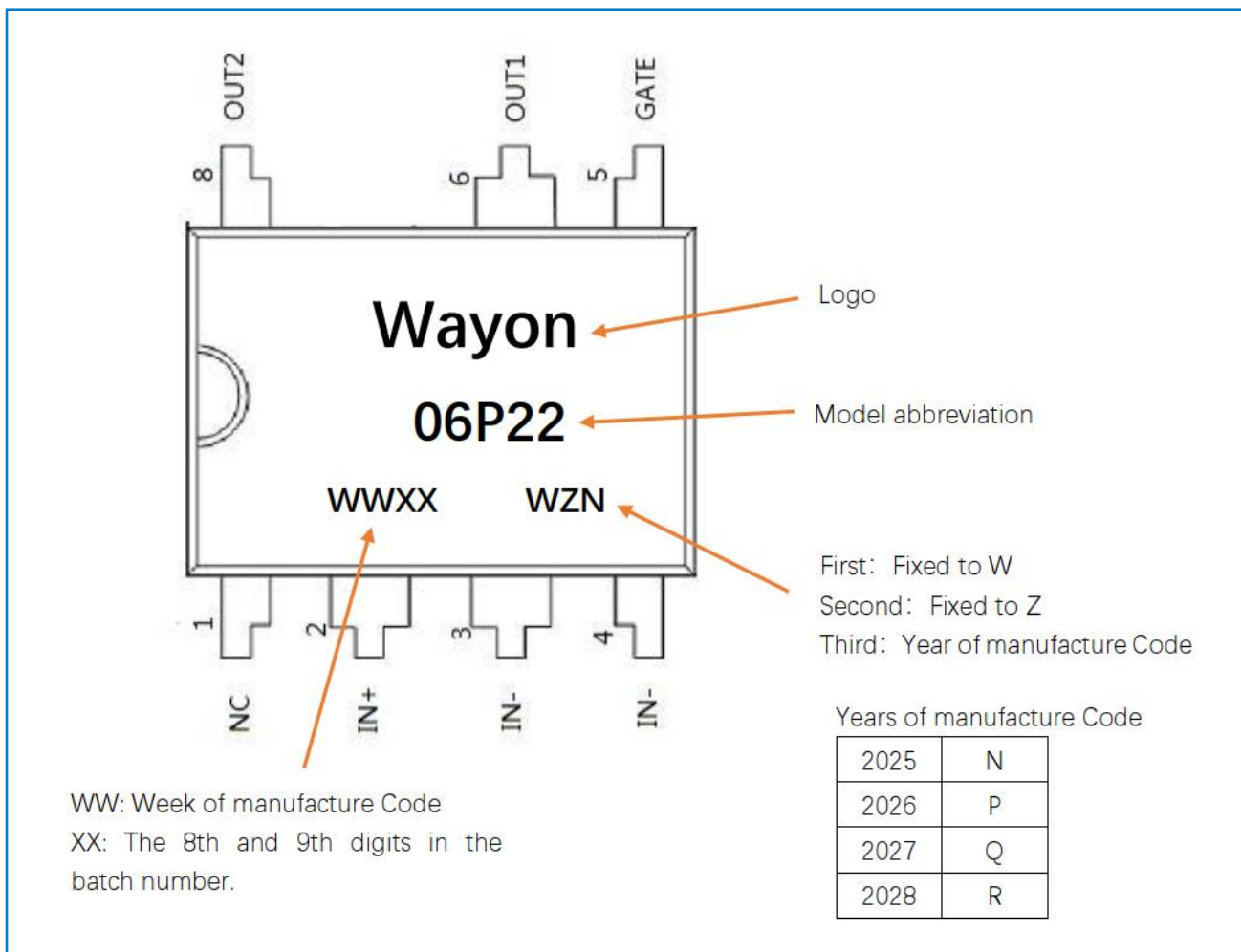


Note: No tolerance is marked as $\pm 0.05\text{mm}$.

● Ordering Information

Model	Package	Marking	Packing method	QTY(PCS)
WORA06P22LH	DIP7	06P22	Tube	TBD
WORA06P22LB	SMD7	06P22	Tape and reel	TBD

● Marking Information



Contact Information

No.1001, Shiwan(7) Road, Pudong District, Shanghai, P.R.China.201207

Tel: 86-21-50310888 Fax: 86-21-50757680 Email: market@way-on.com

WAYON website: <http://www.way-on.com>

For additional information, please contact your local Sales Representative.

WAYON® is registered trademark of Wayon Corporation.

Product Specification Statement

1.The product specification aims to provide users with a reference regarding various product parameters, performance, and usage. It presents certain aspects of the product's performance in graphical form and is intended solely for users to select product and make product comparisons, enabling users to better understand and evaluate the characteristics and advantages of the product. It does not constitute any commitment, warranty, or guarantee.

2.The product parameters described in the product specification are numerical values, characteristics, and functions obtained through actual testing or theoretical calculations of the product in an independent or ideal state. Due to the complexity of product applications and variations in test conditions and equipment, there may be slight fluctuations in parameter test values. WAYON shall not guarantee that the actual performance of the product when installed in the customer's system or equipment will be entirely consistent with the product specification, especially concerning dynamic parameters. It is recommended that users consult with professionals for product selection and system design. Users should also thoroughly validate and assess whether the actual parameters and performance when installed in their respective systems or equipment meet their requirements or expectations. Additionally, users should exercise caution in verifying product compatibility issues, and WAYON assumes no responsibility for the application of the product.

3.WAYON strives to provide accurate and up-to-date information to the best of our ability. However, due to technical, human, or other reasons, WAYON cannot guarantee that the information provided in the product specification is entirely accurate and error-free. WAYON shall not be held responsible for any losses or damages resulting from the use or reliance on any information in these product specifications. WAYON reserves the right to revise or update the product specification and the products at any time without prior notice, and the user's continued use of the product specification is considered an acceptance of these revisions and updates. Prior to purchasing and using the product, users should verify the above information with WAYON to ensure that the product specification is the most current, effective, and complete. If users are particularly concerned about product parameters, please consult WAYON in detail or request relevant product test reports. Any data not explicitly mentioned in the product specification shall be subject to separate agreement.

4.Users are advised to pay attention to the parameter limit values specified in the product specification and maintain a certain margin in design or application to ensure that the product does not exceed the parameter limit values defined in the product specification. This precaution should be taken to avoid exceeding one or more of the limit values, which may result in permanent irreversible damage to the product, ultimately affecting the quality and reliability of the system or equipment.

5.The design of the product is intended to meet civilian needs and is not guaranteed for use in harsh environments or precision equipment. It is not recommended for use in systems or equipment such as medical devices, aircraft, nuclear power, and similar systems, where failures in these systems or equipment could reasonably be expected to result in personal injury. WAYON shall assume no responsibility for any consequences resulting from such usage.

6.Users should also comply with relevant laws, regulations, policies, and standards when using the product specification. Users are responsible for the risks and liabilities arising from the use of the product specification and must ensure that it is not used for illegal purposes. Additionally, users should respect the intellectual property rights related to the product specification and refrain from infringing upon any third-party legal rights. WAYON shall assume no responsibility for any disputes or controversies arising from the above-mentioned issues in any form.